


macchina
pneumatica
taglia forma
componenti
radiali nastrati

TP R-PR

pneumatic
cutting forming
machine for
taped radial
components



TP/R-PR
VERSIONE MANUALE -
SENZA MATRICE SMS
MANUAL VERSION -
WITHOUT DIE ASSEMBLY SMS
(Cod. 90.0000)

DIAM. REOFORO = 0,3 - 0,8 mm
PRODUZIONE versione manuale= 3.000 p/h
PRODUZIONE con AS1 = 7.000 p/h

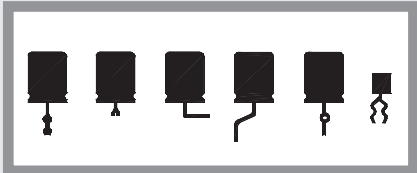
LEAD DIA. = 0,3-0,8 mm (.011-.031 ")
PRODUCTION manual version = 3.000 p/h
PRODUCTION with AS1 = 7.000 p/h



TP/R-PR CON AS1
TP/R-PR WITH AS1



SMS GRUPPO PREFORMATURA PER TP/R-PR
SMS PREFORMING ASSEMBLY FOR TP/R-PR



LUNG. = 24 cm
LARGH. = 22 cm
ALT. = 24 cm
IMBALLO = 41x53x32 cm
VOLUME = 0,069 m³
PESO MACCHINA = 10 kg
PESO LORDO = 12 kg

LENGTH = 24 cm
WIDTH = 22 cm
HEIGHT = 24 cm
PACKING = 41x53x32 cm
VOLUME = 0,069 m³
MACHINE WEIGHT = 10 kg
GROSS WEIGHT = 12 kg

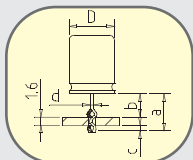
Il modello TP/R-PR è una macchina pneumatica estremamente versatile per il taglio e la preformatura di componenti radiali nastrati. Il pedale controlla la corsa verticale del cilindro che muove la matrice mobile superiore ed esegue il taglio e la formatura dei reofori dei componenti. Il nastro è alimentato manualmente all'interno della matrice. L'esatta posizione del componente, per una corretta preformatura, viene determinata da un perno frontale di riferimento, che viene regolato in base al corpo del componente. Il gruppo di preformatura "SMS" viene sempre fornito con un premi-filo che mantiene i reofori nella corretta posizione durante la lavorazione della macchina, in modo da evitare stress o danno al componente. La sostituzione dell'SMS, per variare la forma, richiede pochi minuti. La macchina deve sempre essere fornita con un gruppo di preformatura, come ordinato dal cliente. Il passo iniziale dei componenti non viene variato dalla lavorazione della macchina. Oltre 10 forme sono standard e disponibili.

The model TP/R-PR is a very versatile pneumatic machine designed for cutting and forming taped radial components. The foot pedal controls the down vertical stroke of the cylinder that moves the upper movable die, thus cutting and forming the component leads. The tape is manually fed into the die and the correct position of the component for a proper forming, is given by a front pin, that can be adjusted depending on the body diameter. The die assembly "SMS" is always equipped with a wire holder that keeps leads firm in position during the machine operation, to avoid any stress or damage to the part. The replacement of the SMS, to change the form, just takes few minutes. The machine comes equipped with one SMS chosen by the customer. The same SMS will provide a variety of pitches without having to make any adjustments. More than 10 forms are standard and available.

SMS gruppi preformatura per macchina TP/R-PR

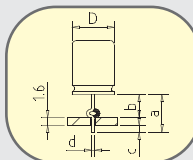
SMS die assemblies for TP/R-PR machine

SMS/1 DOPPIA ANSA
SMS/1 STAND OFF- LOCK IN
(Cod. 93.0001)



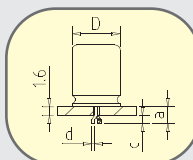
	MM			INCH		
	min	max	fix	min	max	fix
a	6	13		.236	.511	
b	3	10		.118	.393	
c			1,4			.055
d*	0,4	0,8		.015	.031	
D	1	10		.039	.393	

SMS/2 ANSA IN APPOGGIO
SMS/2 STAND OFF
(Cod. 93.0002)



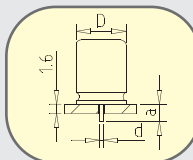
	MM			INCH		
	min	max	fix	min	max	fix
a	6	13		.236	.511	
b	3	10		.118	.393	
c			1,4			.055
d	0,4	0,8		.015	.031	
D	1	10		.039	.393	

SMS/3 ANSA A BLOCCAGGIO CON CORPO A BATTUTA
SMS/3 BODY LOCKED ON P.C.BOARD
(Cod. 93.0003)



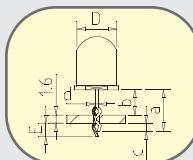
	MM			INCH		
	min	max	fix	min	max	fix
a			3			.118
c			1,4			.055
d*	0,4	0,8		.015	.031	
D	1	10		.039	.393	

SMS/4 SOLO TAGLIO
SMS/4 STRAIGHT CUT
(Cod. 93.0004)



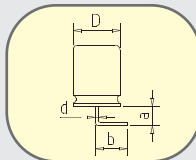
	MM			INCH		
	min	max	fix	min	max	fix
a	3	10		.118	.393	
d	0,4	0,8		.015	.031	
D	1	10		.039	.393	

SMS/5 POLARITA'
SMS/5 POLARITY
(Cod. 93.0005)



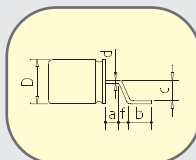
	MM			INCH		
	min	max	fix	min	max	fix
a	6	13		.236	.511	
b	3	10		.118	.393	
c			1,4			.055
d*	0,4	0,8		.015	.031	
D	1	10		.039	.393	
E*			2,2			.086

SMS/6 PIEGA A 90°
SMS/6 90° BENDING
(Cod. 93.0006)



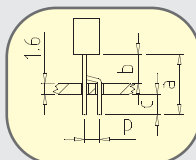
	MM			INCH		
	min	max	fix	min	max	fix
a	3	8		.118	.314	
b*			6			.236
d*	0,4	0,8		.015	.031	
D*	1	6		.039	.236	

SMS/7 MONTAGGIO IN SUPERFICIE
SMS/7 SURFACE MOUNTING
(Cod. 93.0007)



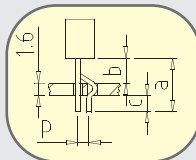
	MM			INCH		
	min	max	fix	min	max	fix
a	2,5	8		.098	.314	
b*			2			.078
c*			2,5			.098
d*	0,4	0,8		.015	.031	
D*	1	10		.039	.393	
f*			1			.039

SMS/8 TO92 REOFORO CENTRALE SPOSTATO P.1,27
SMS/8 TO92 CENTER LEAD SPREAD P.1,27 AND CUT
(Cod. 93.0008)



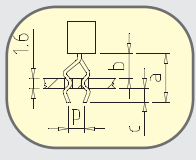
	MM			INCH		
	min	max	fix	min	max	fix
a	6	9		.236	.354	
b	3	6		.118	.236	
c			1,4			.055
p*			1,27			.05

SMS/10 TO92 REOFORO CENTRALE SPOSTATO CON ANSA A BLOCCAGGIO
SMS/10 T092 CENTER LEAD SPREAD AND LOCK
(Cod. 93.0010)



	MM			INCH		
	min	max	fix	min	max	fix
a	6	9		.236	.354	
b	3	6		.118	.236	
c			1,4			.055
p*			1,27			.05

SMS/11 TO92 REOFORO CENTRALE SPOSTATO E DOPPIA ANSA SU TRE REOFORI
SMS/11 T092 CENTER LEAD SPREAD 3 LEAD LOCK
(Cod. 93.0011)



	MM			INCH		
	min	max	fix	min	max	fix
a	6	9		.236	.354	
b	3	6		.118	.236	
c			1,4			.055
p*			1,27			.05

*= quota da comunicare all'ordine
*= quote to be specified upon order